




Gas Meter Valves - Ball Style 175 PSIG




Series:
7276 Flat Head, Lockwing

Description:

Brass Ball; Inlet: FIP Threads Outlet: Insulated Union with FIP Thread Tailpiece

B=Black Iron Body, G= Zinc and Clear Dichromate Iron Body



Series:
760 Flat Head, Lockwing

Description:

Brass Ball; Inlet:FIP Threads Outlet:FIP Threads

B= Black Iron Body

G= Zinc and Clear Dichromate Iron Body

Gas Meter Valves - Plug Style 100 PSIG



Series:
521 Flat Head

Description:

Brass Plug; Inlet:FIP Threads Outlet:FIP Threads

B= Black Iron Body, G=Zinc and Clear Dichromate Iron Body, C=with 1/8 in Test Plug



Series:
525 Flat Head, Lockwing

Description:

Brass Plug; Inlet: FIP Threads Outlet: FIP

B=Black Iron Body, G=Zinc and Clear Dichromate Iron Body, C=with 1/8 in Test Plug



Gas Meter Valves - Plug Style 100 PSIG



Series:

6266 Flat Head, Lockwing, Insulated

Description:

Brass Plug; Inlet: FIP Threads Outlet: Insulated Union with FIP Thread Tailpiece

B=Black Iron Body, G= Zinc and Clear Dichromate Iron Body, C= with 1/8in Test Plug

Series:

6317 Flat Head, Lockwing, Insulated



Description:

Brass Plug; Inlet: FIP Threads Outlet: Insulated Union with MIP Thread Tailpiece

B=Black Iron Body, G= Zinc and Clear Dichromate Iron Body, C= with 1/8in Test Plug

Series:

6417 Flat Head, Insulated



Description:

Brass Plug; Inlet: FIP Threads Outlet: Insulated Union with MIP Thread Tailpiece

B=Black Iron Body, G= Zinc and Clear Dichromate Iron Body, C= with 1/8in Test Plug

Gas Meter Valves - Plug Style 175 PSIG



Series:

559 Flat Head

Description:

Brass Plug; Inlet:FIP Theads Outlet:FIP Threads

B=Black Iron Body, G= Zinc and Clear Dichromate Iron Body,

C=with 1/8 in Test Plug



Gas Meter Valves - Plug Style 175 PSIG



Series:
560 Flat Head, Lockwing

Description:

Brass Plug; Inlet: FIP Threads Outlet: FIP
B=Black Iron Body, G=Zinc and Clear Dichromate Iron
Body, C=with 1/8 in Test Plug



Series:
6276 Flat Head, Lockwing, Insulated

Description:

Brass Plug; Inlet: FIP Threads Outlet: Insulated Union with
FIP Thread Tailpiece
B=Black Iron Body, G= Zinc and Clear Dichromate Iron
Body, C= with 1/8in Test Plug



Series:
6316 Flat Head, Lockwing, Insulated

Description:

Brass Plug; Inlet: FIP Threads Outlet: Insulated Union with
MIP Thread Tailpiece
B=Black Iron Body, G= Zinc and Clear Dichromate Iron
Body, C= with 1/8in Test Plug



Series:
6316B 3/4X4, Flat Head, Lockwing, Insulated

Description:

This valve has a 4" extended length insulated end piece
feature, with male threads. This allows direct assembly of the
valve to the regulator in a meter set which eliminates a nipple,
and most importantly, one less leak path on the high pressure
side of the regulator.



Gas Meter Valves - Plug Style 175 PSIG

**Series:
6366 Flat Head, Insulated**



Description:

Brass Plug; Inlet: FIP Threads Outlet: Insulated Union with FIP Thread Tailpiece

B=Black Iron Body, G= Zinc and Clear Dichromate Iron Body, C= with 1/8in Test Plug

**Series:
6517 Flat Head, Insulated**



Description:

Brass Plug; Inlet: FIP Threads Outlet: Insulated Union with MIP Thread Tailpiece

B=Black Iron Body, G= Zinc and Clear Dichromate Iron Body, C= with 1/8in Test Plug

Gas Meter Valves - High Pressure Gas Curb Valves

**Series:
3131G Gas Corporation Stop**



Description:

Brass Plug Valve

Inlet: MNPT, Outlet: MNPT

**Series:
501 Gas Curb Stops**



Description:

Gas Curb Stop with IPT - 125 PSI



Gas Meter Valves - High Pressure Gas Curb Valves



Series:
555 Angle Curb Stop

Description:
MNPT x Compression
Brass Body - 50 PSI



Series:
569 Gas Curb Stop

Description:
Gas Curb Stop with IPT - 125 PSI



Series:
577 Gas Curb Valves

Description:
Cutting-In Curb Stop

Gas Meter Valves - 4-Way Gas Valve



Series:
554B - 4-Way Valve

Description:
Body- Cast Iron per ASTM A 126 Class B
Plug - Cast Brass - ASTM B 584/Alloy C83600 or Alloy C84400
Brass Nuts/Washer - Cast Brass ASTM B 584/Alloy C83600 or Alloy C84400 Powdered Brass MPIF Standard 35 Code CZP-3002



**Gas Meter Bars-Vertical Compression Inlet and Outlet-
Integral Valve**

**Series: 6758 Series
Vertical Compression Inlet & Outlet**



Description:
Vertical compression FIP inlet with integral valve
Vertical compression FIP outlet
11 1/8" Centerline

Gas Meter Bars - Horizontal Inlet and Outlet - No Swivel

**Series:
6600 Series - Integral Union Outlet**



Description:
6 1/2" Centerline

**Series:
6600 Series - Integral FIP Outlet**



Description:
6 1/2" Centerline

**Series:
6610 Series - Integral Union Outlet**



Description:
6" Centerline



Gas Meter Bars - Horizontal Inlet and Outlet - No Swivel




**Series:
6610 Series - Integral FIP Outlet**



**Description:
6" Centerline**

Gas Meter Bars - Horizontal Inlet and Vertical Outlet - No Swivel

**Series:
6604 Series - Integral Union Outlet**



**Description:
6 1/2" Centerline**

**Series:
6604 Series - Integral FIP Outlet**



**Description:
6 1/2" Centerline**

**Series:
6614 Series - Integral Union Outlet**



**Description:
6" Centerline**



Gas Meter Bars-Horizontal Inlet and Vertical Outlet-No Swivel

Series:
6614 Series - Integral FIP Outlet



Description:
6" Centerline

Gas Meter Bars - Horizontal Inlet and Outlet - With Integral Swivels

Series:
6560 Series - Integral MIP Inlet and Outlet



Description:
Cast iron meter bar w/ 6" centerline. Extended MIP inlet to connect directly to angle regulator. Many more options available. Contact factory with your requirements.

Series: 6560 Series
Integral MIP Inlet and Union Outlet



Description:
Cast iron meter bar w/ 6" centerline. Extended MIP inlet to connect directly to an angle regulator. Many more options available. Contact factory with your requirements.

Series:
6620 Series - Integral FIP Outlet



Description:
6 inch Centerline



Gas Meter Bars-Horizontal Inlet and Outlet-With Integral Swivels




**Series:
6620 Series - Integral Union Outlet**



**Description:
6 inch Centerline**

Gas Meter Bars - Horizontal Inlet and Vertical Outlet - with Integral Swivels

**Series:
6624 Series - Integral FIP Outlet**



**Description:
6" Centerline**

**Series:
6624 Series - Integral Union Outlet**



**Description:
6" Centerline**

Gas Meter Bars - Rear Center Inlet and Horizontal Outlet

**Series:
6613 and 6643 Series**




**Description:
Integral FIP, 6 or 7 inch Centerline**




Gas Meter Bars - Vertical Inlet with 3/4" Sleeved Union Valve and Vertical Outlet

Series:
6918 Series - Integral FIP Outlet



Description:
6 inch Centerline

Series:
6918 Series - Integral Union Outlet



Description:
6 inch Centerline

Gas Meter Bars - Rear Center Inlet and Vertical Outlet with Integral Valve and Swivel

Series:
6722 Series - Integral Union Outlet



Description:
Cast Iron Meter Bars
6" Centerline

Gas Meter Bars - Horizontal Inlet with Integral Valve and Vertical Outlet

Series:
6722 Series - Integral Union Outlet



Description:
Cast Iron Meter Bars
6" Centerline



Gas Meter Bars - Horizontal Inlet with Integral Valve and Vertical Outlet



Series:
6814 Series - Integral union outlet



Description:
6" Centerline

Gas Meter Bars - Vertical 90 Degree Inlet and Horizontal Outlet - Integral Swivels

Series: 6569 Series
Integral MIP Inlet and Union Outlet



Description:
Cast iron meter bar has a 6" centerline. Unique design allows direct connection to the regulator on the inlet. Eliminate leak paths! Many more options available. Contact factory with your requirements.

Series:
6569 Series - MIP Inlet and Outlet



Description:
Cast iron meter bar has a 6" centerline. Unique design allows direct connection to the regulator on the inlet and customer valve on the outlet. Eliminate leak paths! Many more options available. Contact factory with your requirements.