

Butt Reducer IPS x IPS

Produced to ASTM D2513 and D3261
 2" and larger PE 3408 are also produced to AWWA C906-99

Butt Reducers IPS X IPS	DR	Dimensions L x A x B (in)	Package Weight (lbs.)	CSA	IAPMO	FM	
						150	200
1" IPS x 1/2" IPS	DR 11 x 9.3	4.72 x 1.65 x 1.76	0.7				
1" IPS x 3/4" IPS	DR 11 x 11	4.74 x 1.71 x 1.76	0.8	x			
1 1/4" IPS x 1" IPS	DR 10 x 11	4.78 x 1.70 x 1.76	1.2	x			
	DR 11 x 11			x			
1 1/2" IPS x 3/4" IPS	DR 9 x 9	6.38 x 2.50 x 3.00	2.3				
	DR 11 x 11			x			
1 1/2" IPS x 1" IPS	DR 9 x 9	6.38 x 2.50 x 3.00	2.5				
	DR 11 x 11			x			
2" IPS x 1" IPS	DR 11 x 11	7.15 x 2.90 x 3.60	3.0	x			
2" IPS x 1 1/4" IPS	DR 9 x 9	6.88 x 2.88 x 3.25	3.5				
	DR 11 x 10			x			
	DR 11 x 11						
2" IPS x 1 1/2" IPS	DR 9 x 9	6.25 x 2.63 x 2.00	3.0				
	DR 11 x 11			x			
3" IPS x 2" IPS	DR 7 x 7	6.88 x 2.94 x 3.00	9.7				
	DR 9 x 9				x		x
	DR 11 x 11†	8.00 x 3.12 x 2.81	8.5	x			
	DR 13.5 x 11†			x			
4" IPS x 2" IPS	DR 7 x 7	7.38 x 3.00 x 2.88	16.3				
	DR 9 x 9		15.3				x
	DR 11 x 11†	7.75 x 3.06 x 2.81	11.6	x	x	x	
	DR 13.5 x 11†			x			
	DR 17 x 11†						
4" IPS x 3" IPS	DR 7 x 7	6.88 x 3.00 x 3.00	17.3				
	DR 9 x 9						x
	DR 11 x 11†	7.88 x 3.12 x 3.00	14.6	x	x	x	
	DR 13.5 x 13.5			x			
	DR 17 x 17						
6" IPS x 4" IPS	DR 7 x 7	8.00 x 3.00 x 3.00	24.6				
	DR 9 x 9		23.0		x		x
	DR 11 x 11†	11.50 x 4.12 x 4.12	27.1	x		x	
	DR 13.5 x 13.5			26.2	x		
	DR 17 x 17			24.8			
8" IPS x 6" IPS	DR 7 x 7	11.62 x 4.37 x 4.50	9.9				
	DR 9 x 9						x
	DR 11 x 11†	11.62 x 4.37 x 4.50	7.5	x		x	
	DR 13.5 x 13.5			x			
	DR 17 x 17						

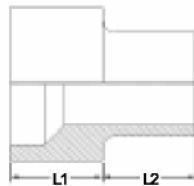


**INDEPENDENT
PIPE PRODUCTS**

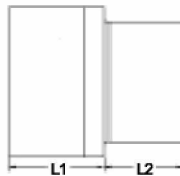
**IPS Reducers
Pressure Rated for DR Ordered**

(Dimensions in Inches)

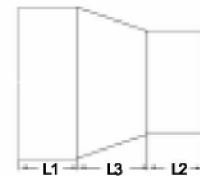
STYLE A
"compact"



STYLE B
"fabricated"



STYLE C
"traditional"



Nominal Size	DR	Style	L ₁	L ₂	L ₃	Weight (lbs)
1-1/2 x 1-1/4	9-11	A	2.00	2.00	-	1
2 x 1	9-11	C	2.49	2.88	0.94	1
2 x 1-1/4	9-11	C	3.25	2.56	0.63	1
2 x 1-1/2	9-11	C	2.50	2.72	0.78	1
3 x 2	9-17	C	2.88	2.50	1.13	1
4 x 2	9-17	C	2.75	2.75	1.35	1
4 x 3	9-17	C	3.00	2.50	0.88	1
6 x 3	11-17	C	5.14	3.94	2.34	2
6 x 4	9-17	A	4.00	4.00	-	3
8 x 4	11-17	A*2	8.00	8.00	-	9
8 x 6	9-17	A	4.00	4.00	-	6
10 x 6	11-17	A	6.00	4.00	-	12
10 x 8	9-17	A	6.00	4.00	-	13
12 x 8	11-17	A	6.00	6.00	-	19
12 x 10	9-17	A	6.00	6.00	-	20
14 x 10	11-17	A	7.00	7.00	-	26
14 x 12	9-32.5	A	7.00	7.00	-	28
16 x 12	9-32.5	A*2	14.00	14.00	-	64
16 x 14	9-32.5	A	7.00	7.00	-	36
18 x 16	11-32.5	A	7.00	7.00	-	47
20 x 18	11-32.5	A	7.00	7.00	-	56
22 x 20	11-32.5	A	8.00	8.00	-	69
24 x 22	11-32.5	A	9.00	9.00	-	84