

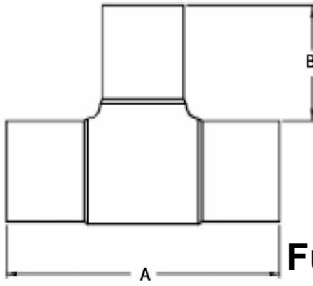
Molded Butt Tee

Produced to ASTM D2513 and D3261
 2" and larger PE 3408 are also produced to AWWA C906-99

Molded Butt Tee	DR/Wall	Dimensions A x B x L (in)	Package Weight (lbs.)	CSA	IAPMO	FM	
						150	200
1/2" CTS	0.090	1.69 x 2.83 x 5.65	0.6	x			
3/4" CTS	0.090	1.72 x 2.94 x 5.88	1.1				
1" CTS	0.102	1.72 x 2.94 x 5.88	1.3				
	0.125						
1/2" IPS	DR 9.3	1.72 x 2.94 x 5.88	0.8				
3/4" IPS	DR 11	1.72 x 2.94 x 5.88	1.2	x			
1" IPS	DR 9	1.72 x 3.06 x 6.12	1.8				
	DR 11			x			
1 1/4" IPS	DR 9	2.50 x 3.90 x 7.80	4.4				
	DR 10			x			
	DR 11			x			
1 1/2" IPS	DR 11	3.02 x 4.62 x 9.24	6.6	x	x		
	DR 9						
2" IPS	DR 7	2.88 x 5.125 x 10.25	14.0				
	DR 9		11.8				x
	DR 11		10.4	x	x	x	
	DR 17		10.0				
3" IPS	DR 7	3.00 x 6.06 x 12.13	15.3				
	DR 9		14.9				x
	DR 11 / 11.5	3.00 x 5.72 x 11.44	10.4	x	x	x	
	DR 13.5			x			
	DR 17						
4" IPS	DR 7	3.00 x 6.22 x 12.44	23.0				
	DR 9		22.0				x
	DR 11 / 11.5	3.00 x 6.75 x 13.50	21.0	x	x	x	
	DR 13.5			20.0	x		
	DR 17			19.9			
6" IPS	DR 7	4.25 x 8.63 x 17.25	16.7				
	DR 9						x
	DR 11 / 11.5	4.06 x 8.31 x 16.62	11.6	x	x	x	
	DR 13.5			x			
	DR 17						
8" IPS	DR 7	6.00 x 12.09 x 24.18	37.6				
	DR 9		36.6				x
	DR 11		27.5	x		x	
	DR 13.5		26.3	x			
	DR 17						



**INDEPENDENT
PIPE PRODUCTS**



**IPS & DIPS
Molded Line Tee
Fully Pressure Rated for DR Ordered**

(Dimensions in Inches)

IPS Molded Line Tee

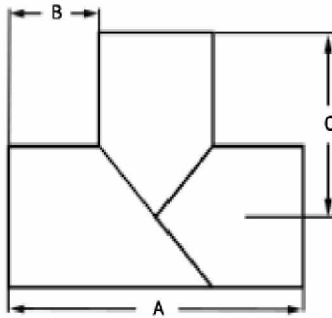
IPS Size	A	B	SDR	Weight (lbs)
3/4"	6.12	2.54	11	0.5
1"	6.38	2.54	11	0.5
1-1/4"	6.76	2.55	11	1
1-1/2"	8.50	3.30	11	1
2"	9.00	3.31	9-11	2
3"	10.26	3.38	9-17	3
4"	11.20	3.35	9-17	4
6"	18.00	5.69	9-17	15
8"	24.00	7.69	11-17	30

DIPS Molded Line Tee

DIPS Size	A	B	SDR	Weight (lbs)
4"	15.63	5.42	11	6
6"	19.34	6.22	11	16
8"	23.15	7.06	11	30



**INDEPENDENT
PIPE PRODUCTS**



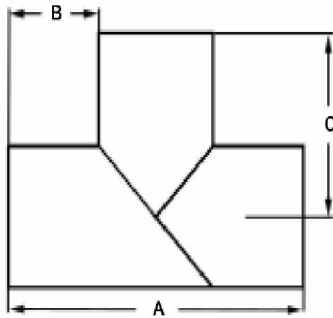
**IPS Fabricated
Line Tee**

(Dimensions in Inches)

IPS Size	A	B	C	SDR	WPR	Weight (lbs)
4"	16.5	6.0	8.3	7	200	8
				9	160	7
				11	128	6
6"	18.6	6.0	9.3	7	200	19
				9	160	15
				11	128	13
8"	24.6	8.0	12.3	7	200	42
				9	160	34
				11	128	28
				17	80	20
10"	26.8	8.0	13.4	7	200	70
				9	160	57
				11	128	46
				17	80	32
12"	28.8	8.0	14.4	7	200	105
				9	160	85
				11	128	72
				17	80	48
14"	32.0	9.0	16.0	7	200	140
				9	160	112
				11	128	93
				17	80	63
16"	34.0	9.0	17.0	7	200	204
				9	160	166
				11	128	137
				17	80	92
18"	38.0	10.0	19.0	7	200	283
				9	160	231
				11	128	194
				17	80	131



**INDEPENDENT
PIPE PRODUCTS**



**IPS Fabricated
Line Tee**

(Dimensions in Inches)

IPS Size	A	B	C	SDR	WPR	Weight (lbs)
20"	40.0	10.0	20.0	7	200	368
				9	160	297
				11	128	247
				17	80	167
22"	46.0	12.0	23.0	7	200	506
				9	160	409
				11	128	343
				17	80	231
24"	48.0	12.0	24.0	7	200	983
				9	160	507
				11	128	422
				17	80	286
26"	54.0	14.0	27.0	9	160	686
				11	128	577
				17	80	390
28"	56.0	14.0	28.0	9	160	821
				11	128	689
				17	80	457
30"	58.0	14.0	29.0	11	128	816
				17	80	552
32"	60.0	14.0	30.0	11	128	957
				17	80	643
34"	74.0	20.0	50.0	11	128	1454
				17	80	977
36"	76.0	20.0	51.0	11	128	1676
				17	80	1128
42"	82.0	20.0	54.0	17	80	1633
				21	65	1331
48"	88.0	20.0	57.0	21	65	1736
				26	50	1413
54"	94.0	20.0	60.0	26	50	2026
				32.5	40	1628